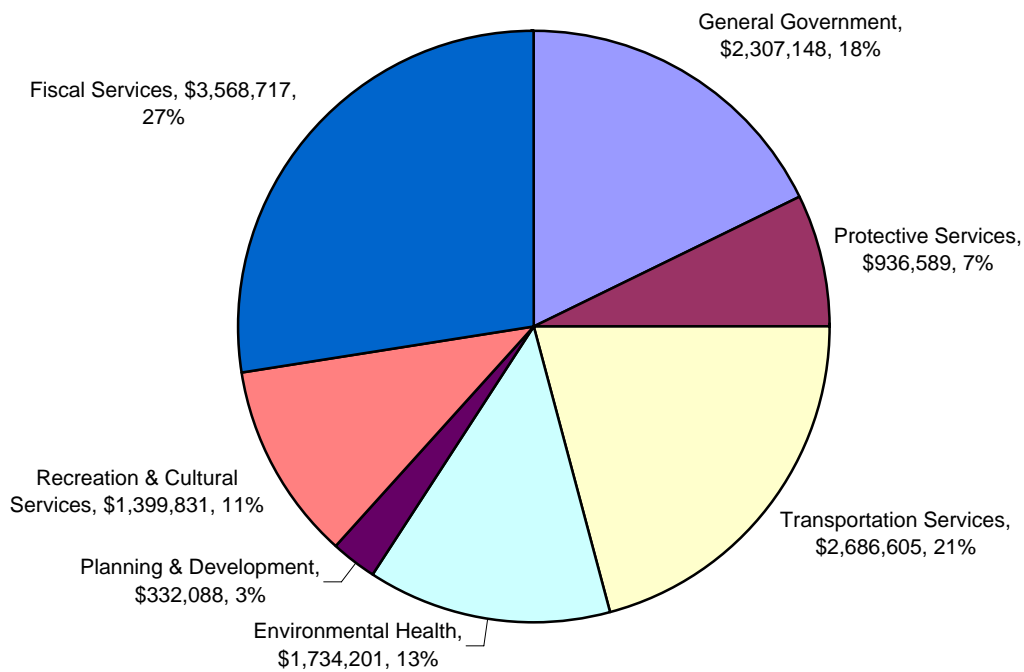


**Town of Labrador City
Budget 2010 - Expenditure by Department
\$12,965,179**

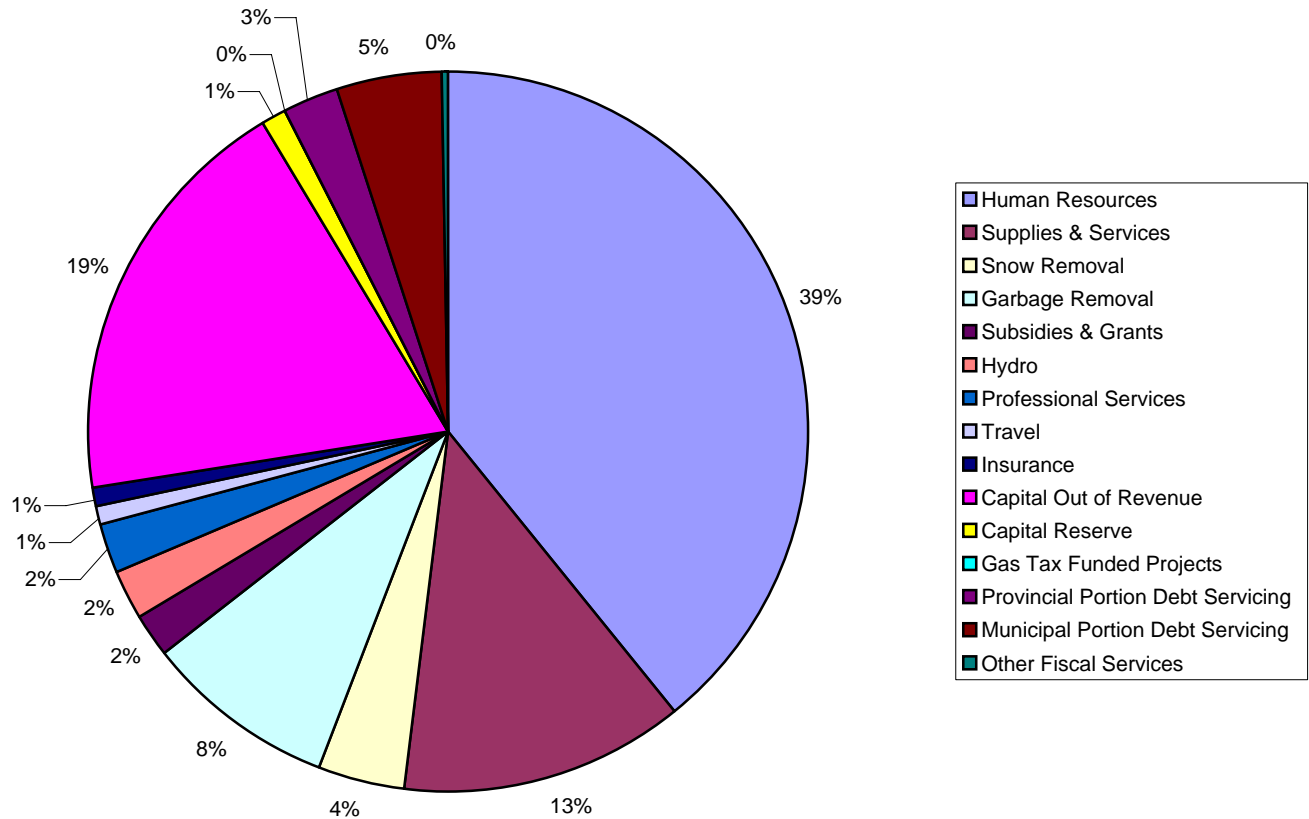


Expenditure by Department

General Government	\$2,307,148	18%
Protective Services	\$936,589	7%
Transportation Services	\$2,686,605	21%
Environmental Health	\$1,734,201	13%
Planning & Development	\$332,088	3%
Recreation & Cultural Services	\$1,399,831	11%
Fiscal Services	\$3,568,717	28%
Total:	\$12,965,179	100%

Appendix B

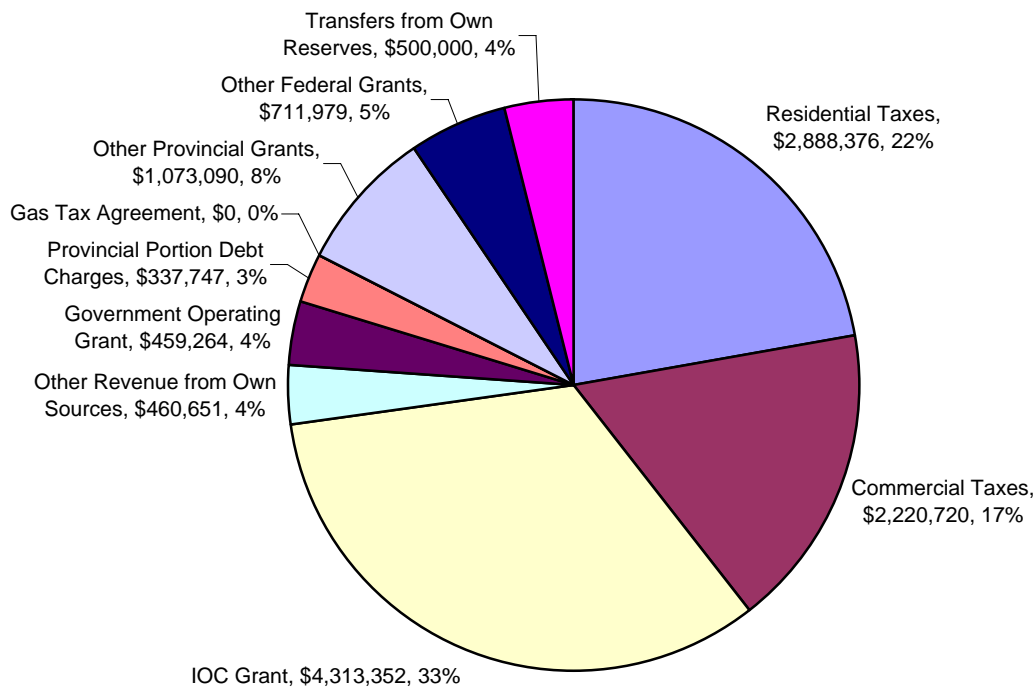
Town of Labrador City
Budget 2010 - Expenditures by Cost Element
\$12,965,179



Expenditure by Cost Element

Human Resources	\$5,076,851	39%
Supplies & Services	\$1,654,925	13%
Snow Removal	\$519,240	4%
Garbage Removal	\$1,095,013	8%
Subsidies & Grants	\$265,823	2%
Hydro	\$292,202	2%
Professional Services	\$264,379	2%
Travel	\$106,029	1%
Insurance	\$122,000	1%
Capital Out of Revenue	\$2,465,736	19%
Capital Reserve	\$133,333	1%
Gas Tax Funded Projects	\$0	0%
Provincial Portion Debt Servicing	\$337,747	3%
Municipal Portion Debt Servicing	\$607,161	5%
Other Fiscal Services	\$24,740	0%
Total:	\$12,965,179	100%

**Town of Labrador City
Budget 2010 - Revenue
\$12,965,179**



Revenue

Residential Taxes	\$2,888,376	22%
Commercial Taxes	\$2,220,720	17%
IOC Grant	\$4,313,352	33%
Other Revenue from Own Sources	\$460,651	4%
Government Operating Grant	\$459,264	4%
Provincial Portion Debt Charges	\$337,747	3%
Gas Tax Agreement	\$0	0%
Other Provincial Grants	\$1,073,090	8%
Other Federal Grants	\$711,979	5%
Transfers from Own Reserves	\$500,000	4%
Total:	\$12,965,179	100%